



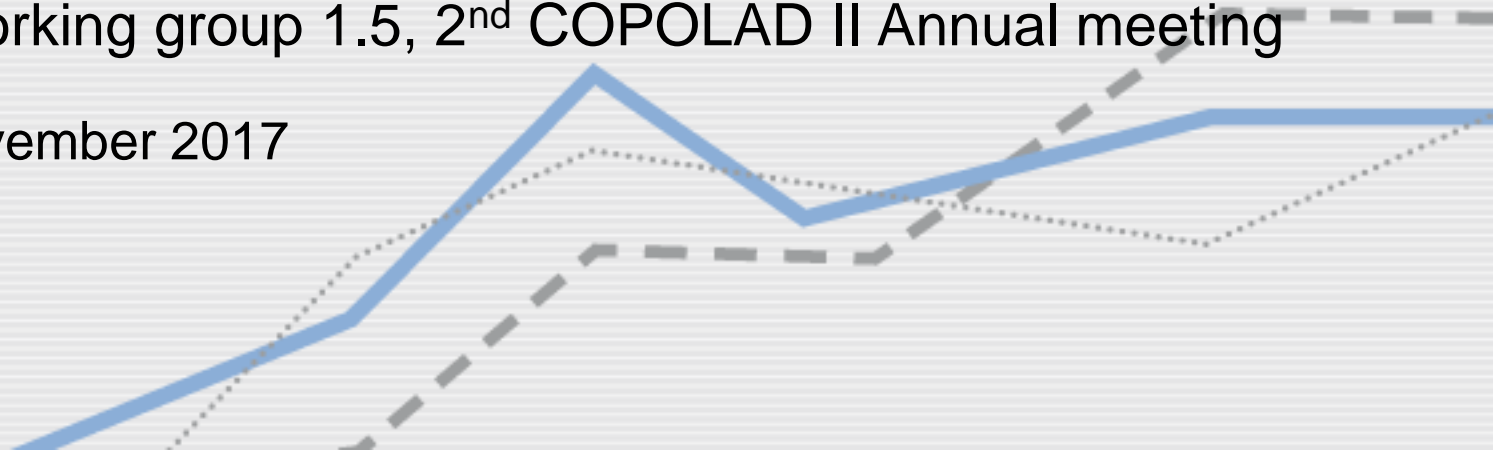
European Monitoring Centre
for Drugs and Drug Addiction

EMCDDA: case study on reporting

Ilze Jekabsone, Principal capacity development officer, EMCDDA

Workshop working group 1.5, 2nd COPOLAD II Annual meeting

Lisbon 16 November 2017



VISIBILITY MATTERS



Content of the presentation

- **Brief overview of evolution of reporting**
- **Needs of audiences**
- **Content vs. 'story'**
- **Final words**

Evolution of national reporting on drugs to the EMCDDA

Reporting tools:

- ST
- SQ
- National report
- Special issue

Reporting tools 'revamped'


- ST
- SQ
- 10 workbooks

2015

2000

Country level outputs:

- National report
- EMCDDA country overview
- Other...



2013
EDR

2017

Country level outputs:

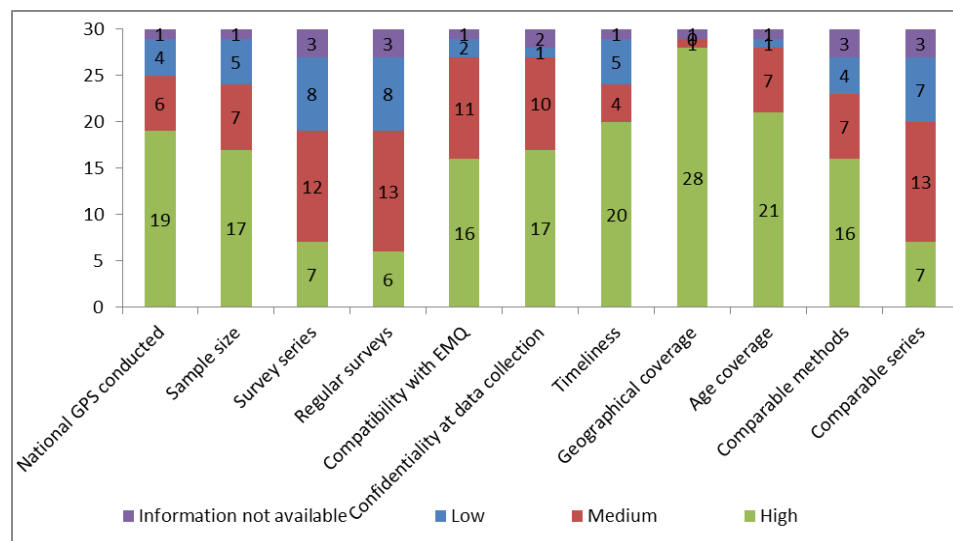
- Joint EMCDDA and national product – Country drug report
- Other



‘Scientifically sound, evidence-based, comparable’

- Agreed guidelines for reporting
- Sound data collection tools and methods which allow comparability of data
- Quality assurance and feedback

Assessment of the implementation of the general population surveys key indicator among adults (number of countries)



Needs of audiences

Who they are?

What are their needs?



What is your target audience?



What are their needs?

		Format, level of detail	
		Low	High
Content	General	General public	
	Specific	Decision-makers	Professionals Researchers

Format determined by target audience, the objective and resources

- **Length**

- National reports in the past – around 100 pages
- CDR 2017 – around 20 pages
- European Drug Report – around 80 pages

- **Output**

- Word document
- Pdf version
- Printed
- ePub
- Other

‘Shaping’ content

Human resources

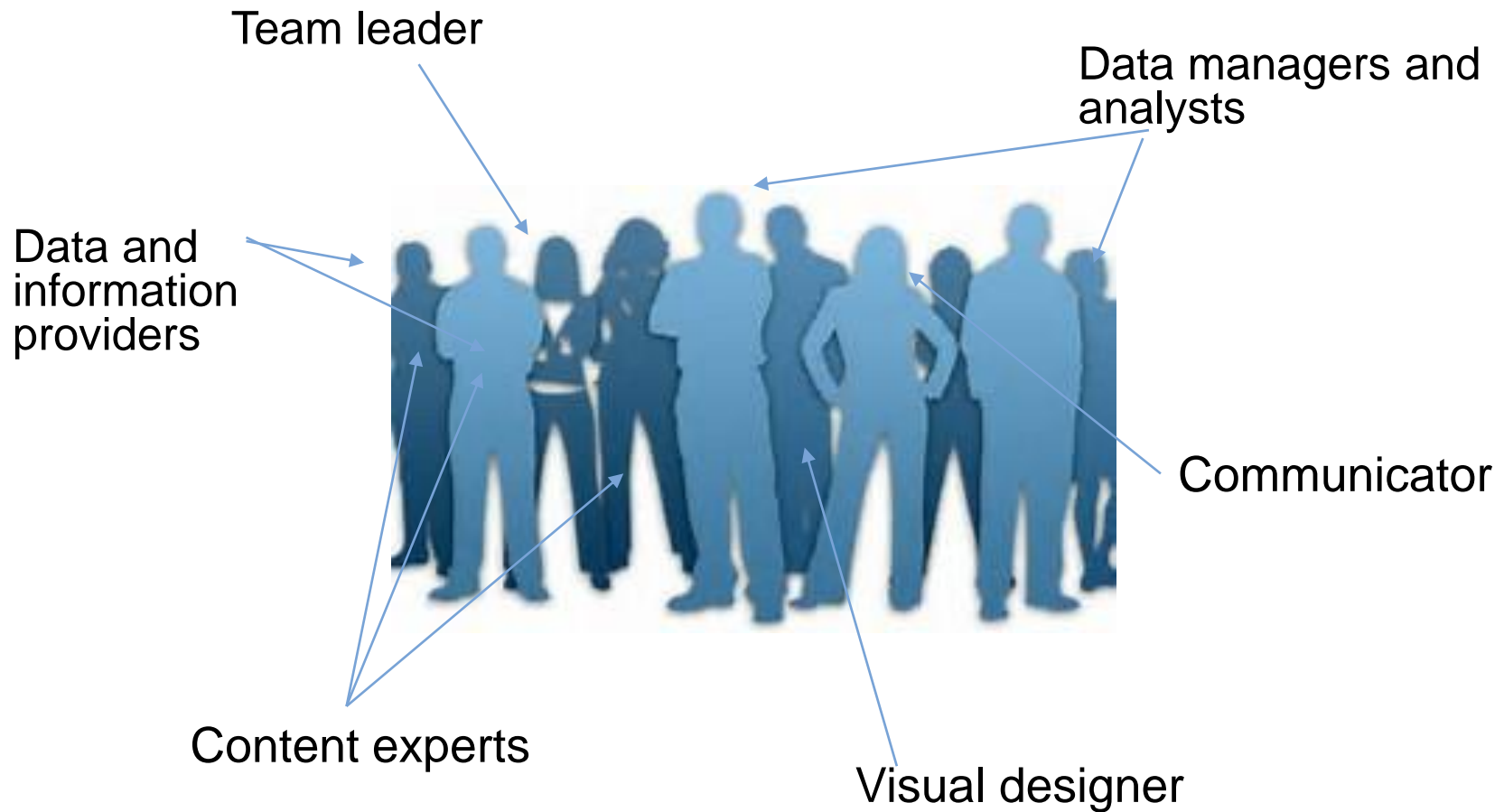
Guidelines

Infomap

Example: CDR2017



Team



Guidelines for reporting/content

- **Main themes, which are detailed in questions**
- **Guidance for the use of data and statistics**
 - National vs local and regional data
 - Scientific validity data, generalisability of data
- **Guidance for 'soft' information**
 - Drug policy, research, interventions in demand and supply areas
- **Timeframe**
- **Descriptive analysis vs 'creative approach'**
 - Proactive search for data, language, quotes, conclusions





InfoMap: sources

- **Consistent with guidelines**
- Use
- Consequences
- Markets
- Strategies and policies
- Responses



Country drug report: setting the scene

At the glance: Latvia

Drug use

in young adults (15-34 years)
in the last year

Cannabis

10 %



4.3 % 15.3 %

Other drugs

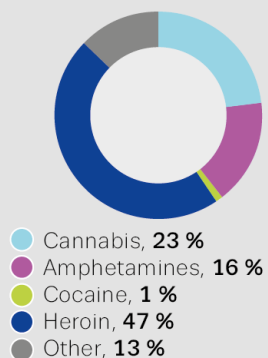
Cocaine	1.2 %
MDMA	0.8 %
Amphetamines	0.7 %

High-risk opioid users

6 151
(4 427 - 9 854)

Treatment entrants

by primary drug



Opioid substitution treatment clients

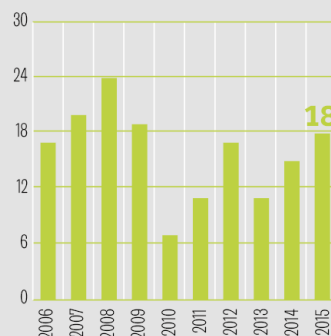
609

Syringes distributed

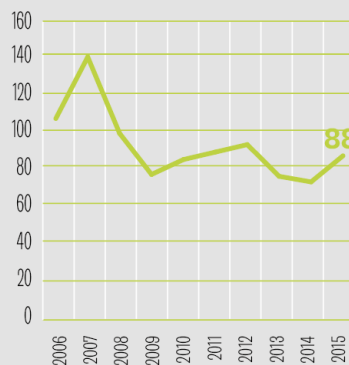
through specialised
programmes

524 949

Overdose deaths



HIV diagnoses attributed to injecting



Source: ECDC

Drug law offences

7 521

Top 5 drugs seized

ranked according to quantities
measured in kilograms

1. Cannabis resin
2. Herbal cannabis
3. Methamphetamine
4. Amphetamine
5. Cocaine

Population

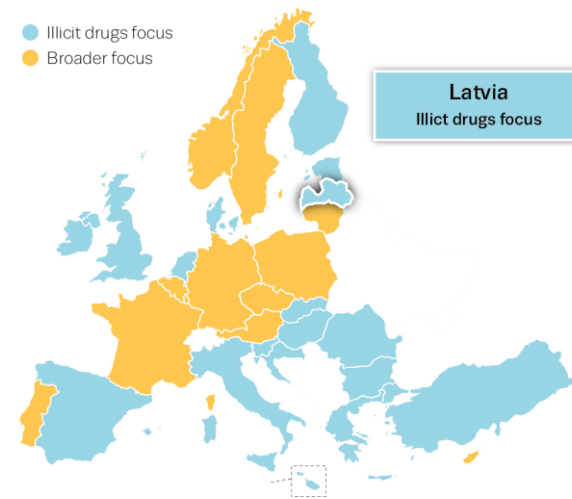
(15-64 years)

1 303 300

Source: EUROSTAT
Extracted on: 26/03/2017

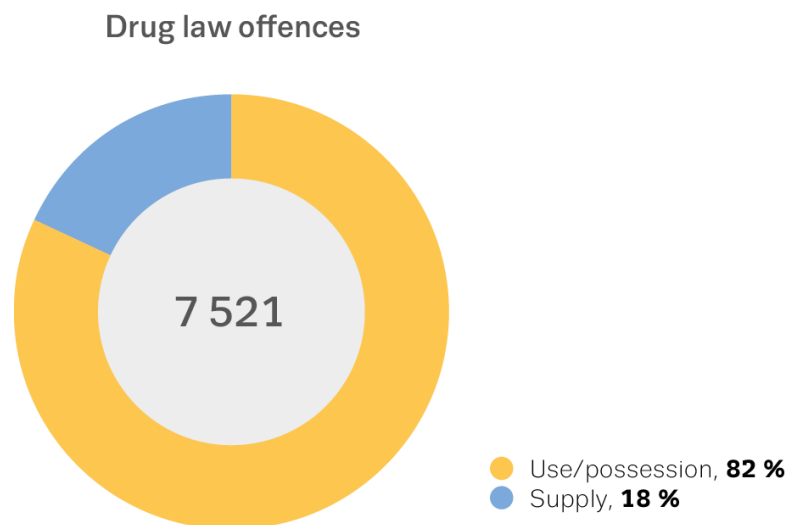
CDR: strategy and drug laws

- **Scope of the existing NDS**
- **Results of evaluation**
- **National coordination mechanisms**
- **Penalties in law and implementation**

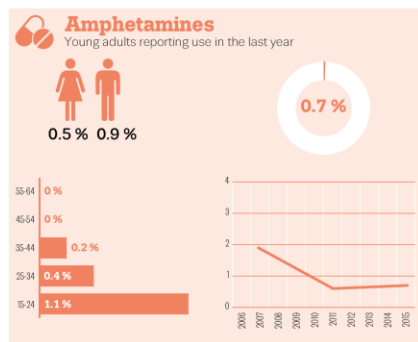
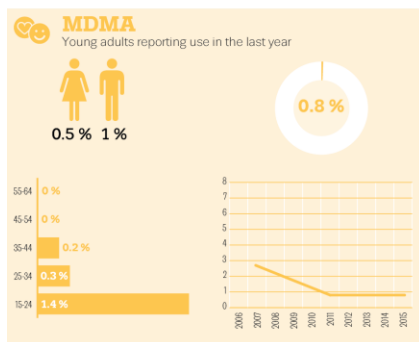
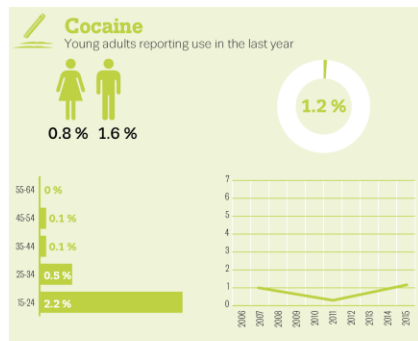
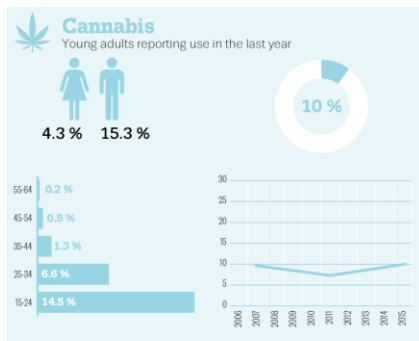


CDR: drug law offences

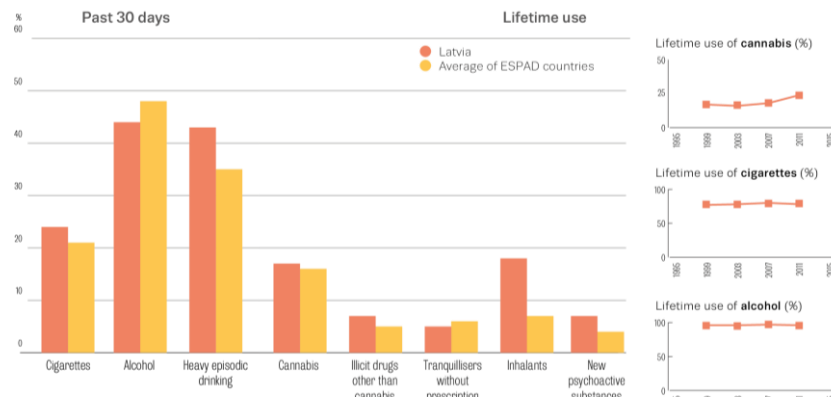
- **Number of drug law offences and drug law offenders**
- **Drug law offences linked to each drug**
- **Use/possession- and trafficking-related drug-law offences**



CDR: Drug use: prevalence

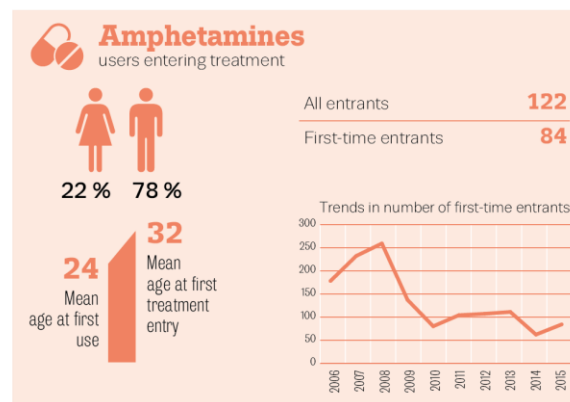
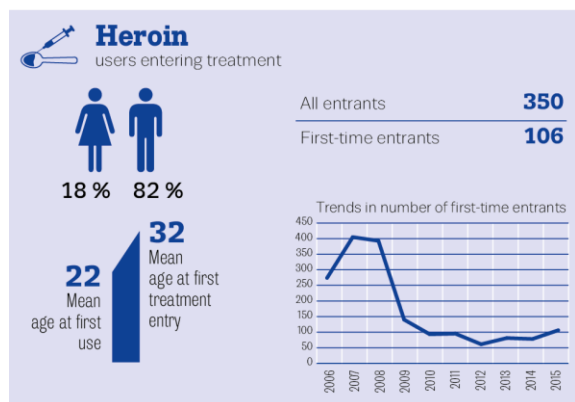

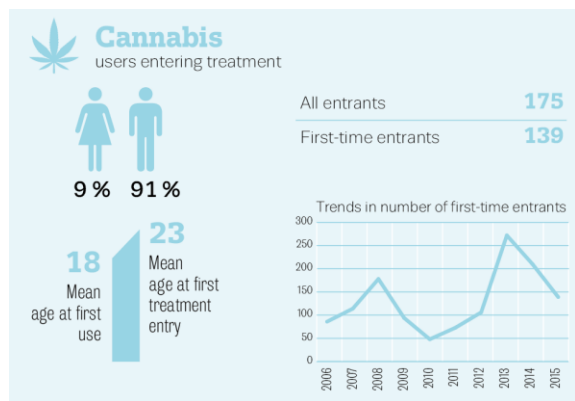


- Trends in 15-34 years old and young people
- Minimum 3 data points
- Last-year use vs. Lifetime use
- Complements with wastewater and studies in recreational environments

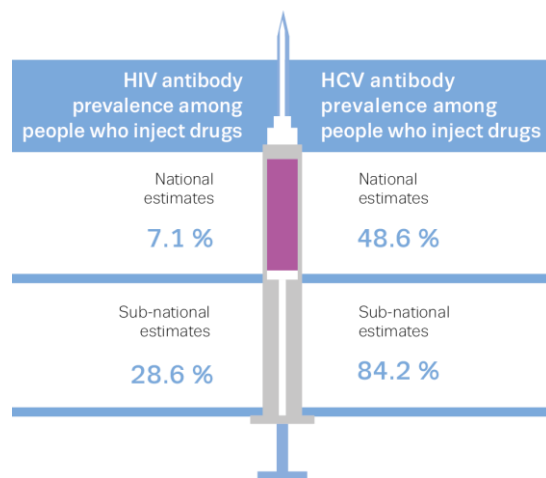


CDR: high-risk drug use

- Main high risk use patterns and estimated populations
- Treatment request as high risk use proxy



CDR: drug-related harms



Drug related infectious diseases


- Notifications
- Prevalence among PWID

- Drug related emergencies
- Drug-induced deaths and mortality

Gender distribution



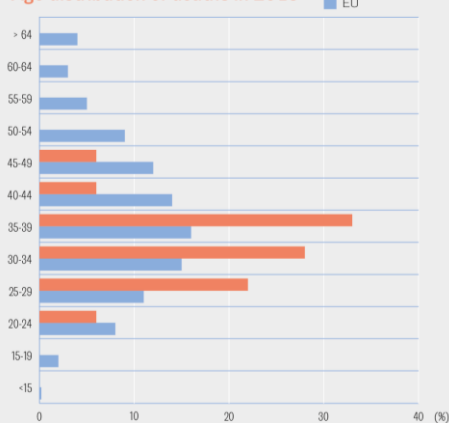
Toxicology



Trends in the number of drug-induced deaths



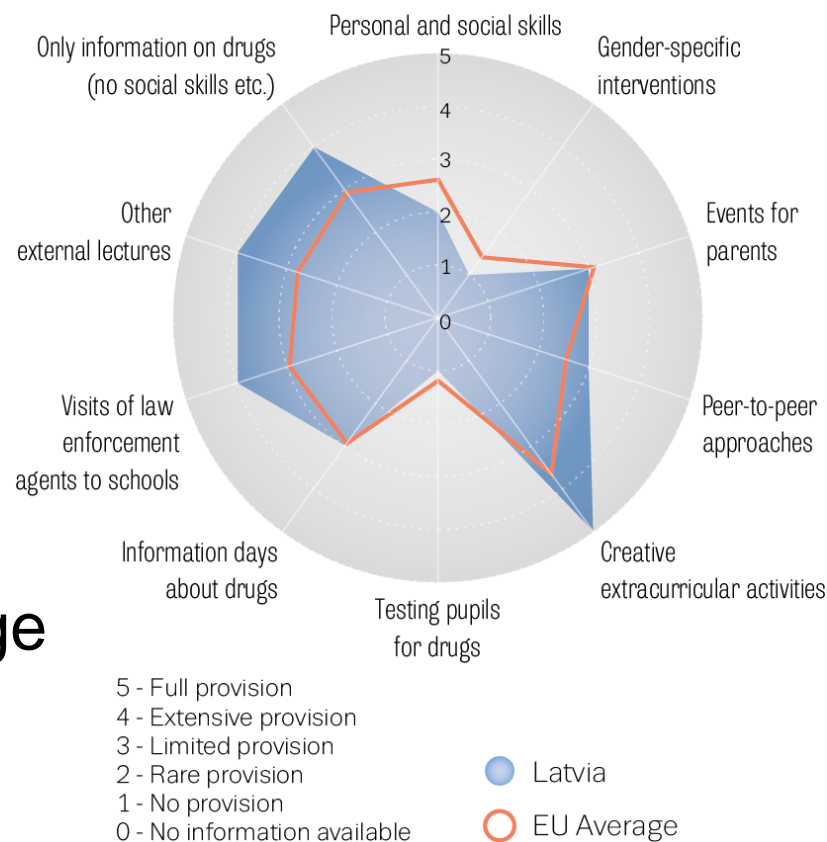
Age distribution of deaths in 2015



CDR: Responses

- **Prevention**
- Environmental
- Universal
- Selective
- Indicated
- **Harm reduction**
- Needle and syringe exchange
- Take home naloxone
- Drug consumption rooms
- Heroin assisted treatment

Provision of interventions in schools (expert rating)



Treatment

- Policy
- Treatment system
- Treatment clients by substances and trends
- Opioid substitution treatment

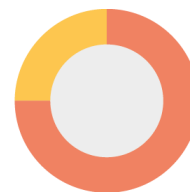
Latvia: treatment system

Outpatient

Specialised treatment centres (2 630)

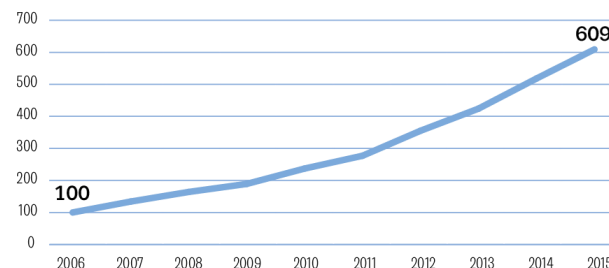
Inpatient

Hospital-based residential drug treatment (296)



● Methadone, 75 %
● Buprenorphine, 25 %

Trends in the number of clients in OST



Other areas

Prisons:

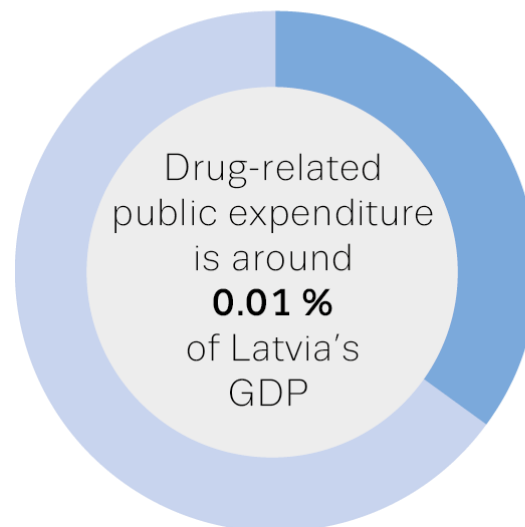
- Drug use
- Response

Quality assurance

Drug-related research

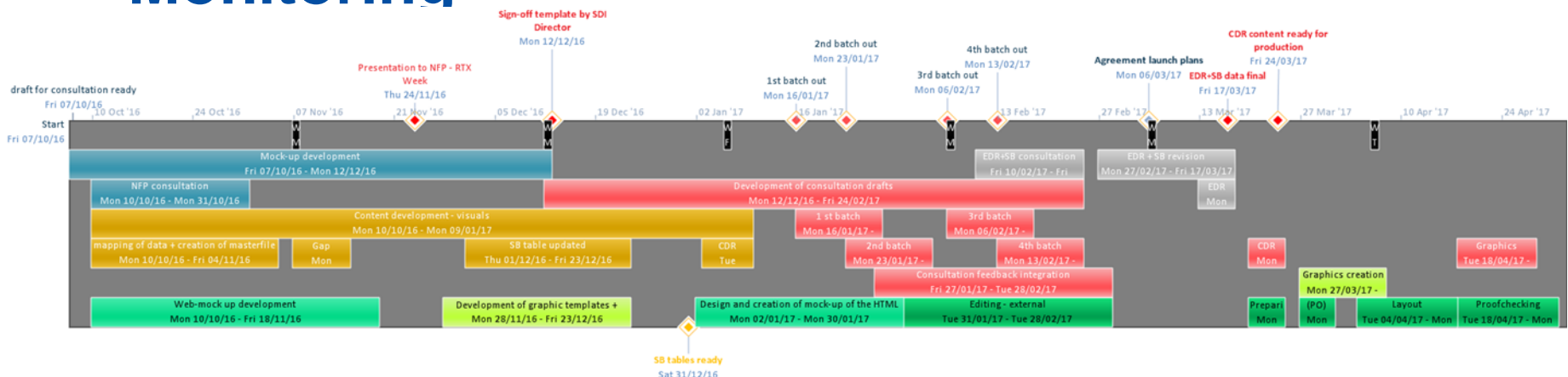
Drug-related public expenditure

- Supply reduction, **35 %**
- Demand reduction, **65 %**




Planning and monitoring – a half way to success!

- Each phase detailed
- Timeline
- Milestones
- Responsible persons
- Involvement of key contributors
- Monitoring



Key to success

- **Corresponds to the needs and expectations of your audiences**
- **Dedicated and competent team**
- **Provides comprehensive information on drug situation in the country**
- **Quality of data and information**
- **Clear messages**
- **(Right) format**
- **(Right) dissemination**





European Monitoring Centre
for Drugs and Drug Addiction

emcdda.europa.eu

|emcdda.europa.eu



twitter.com/emcdda



facebook.com/emcdda



youtube.com/emcddatube



flickr.com/photos/emcdda